



Transporter Registration

Transporter Registration



Login Menu

Manual

Campaign

About Us

Home

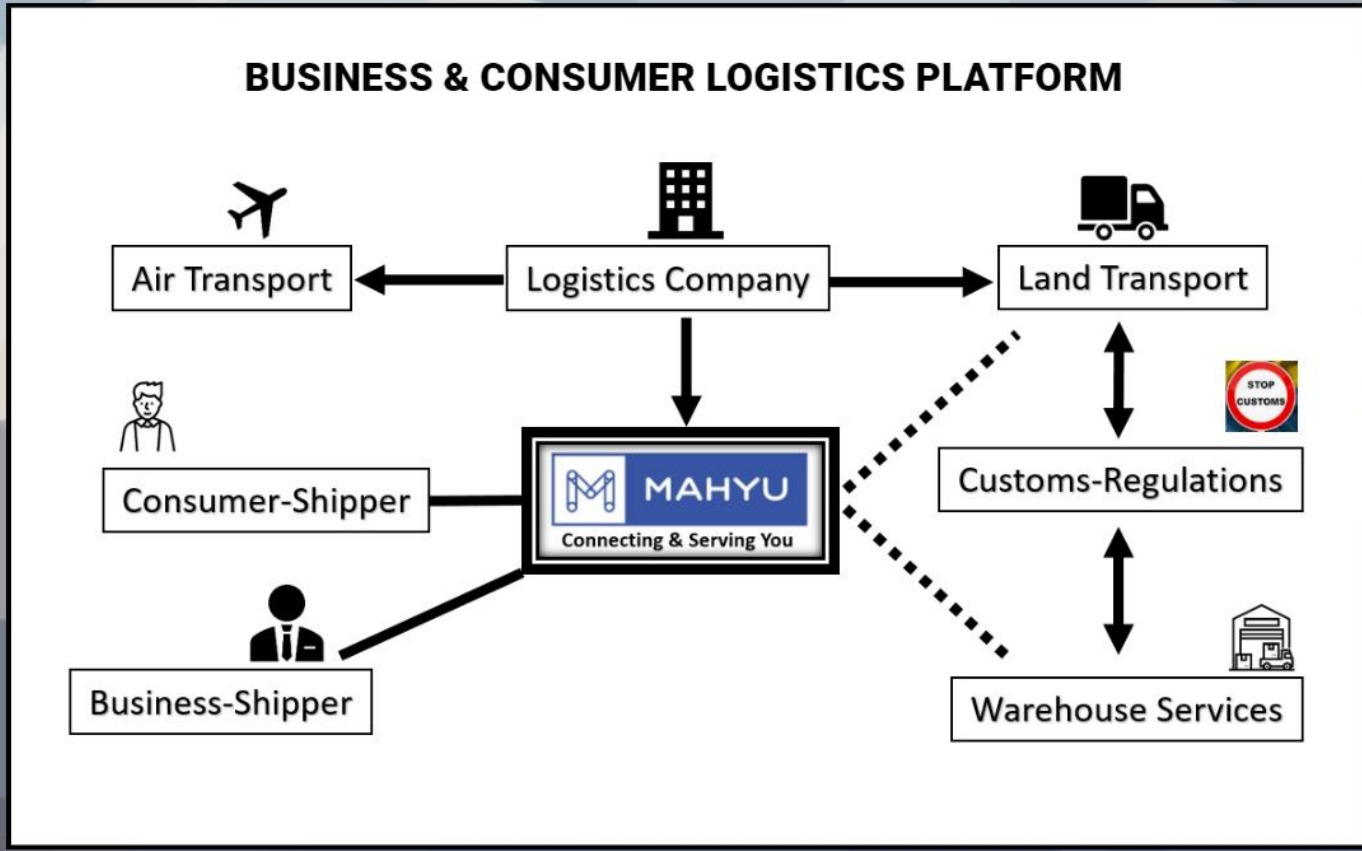
Contacts

English

Login User

Sign-Up

1. To open Sign-Up menu



How can I help you?

m/sign-up.php

Sign-Up as Transporter



Login Menu ▾

Home

LANGUAGE

Register Menu

Sign Up As Transporter

[CLICK HERE](#)



2. Sign up as Transporter

A process to verify your email address to gain access to Mahyu system

Sign Up As Shipper

[CLICK HERE](#)

[Go Back To Home](#)

Fill all required fields

Green color has a pull-down menu
Blue color is auto-filled text by Mahyu

3. Input your First Name

4. Input your Last Name

5. Input Email Address

6. Input Password

Show password

7. Click to choose phone country ID region

Country
Belgium

8. Input Phone Number 1

Phone Number 1
+32

9. Input Phone Number 2 (optional)

Phone Number 2 (Optional)
+32

Register

10. Continue for next step,
Please check your email

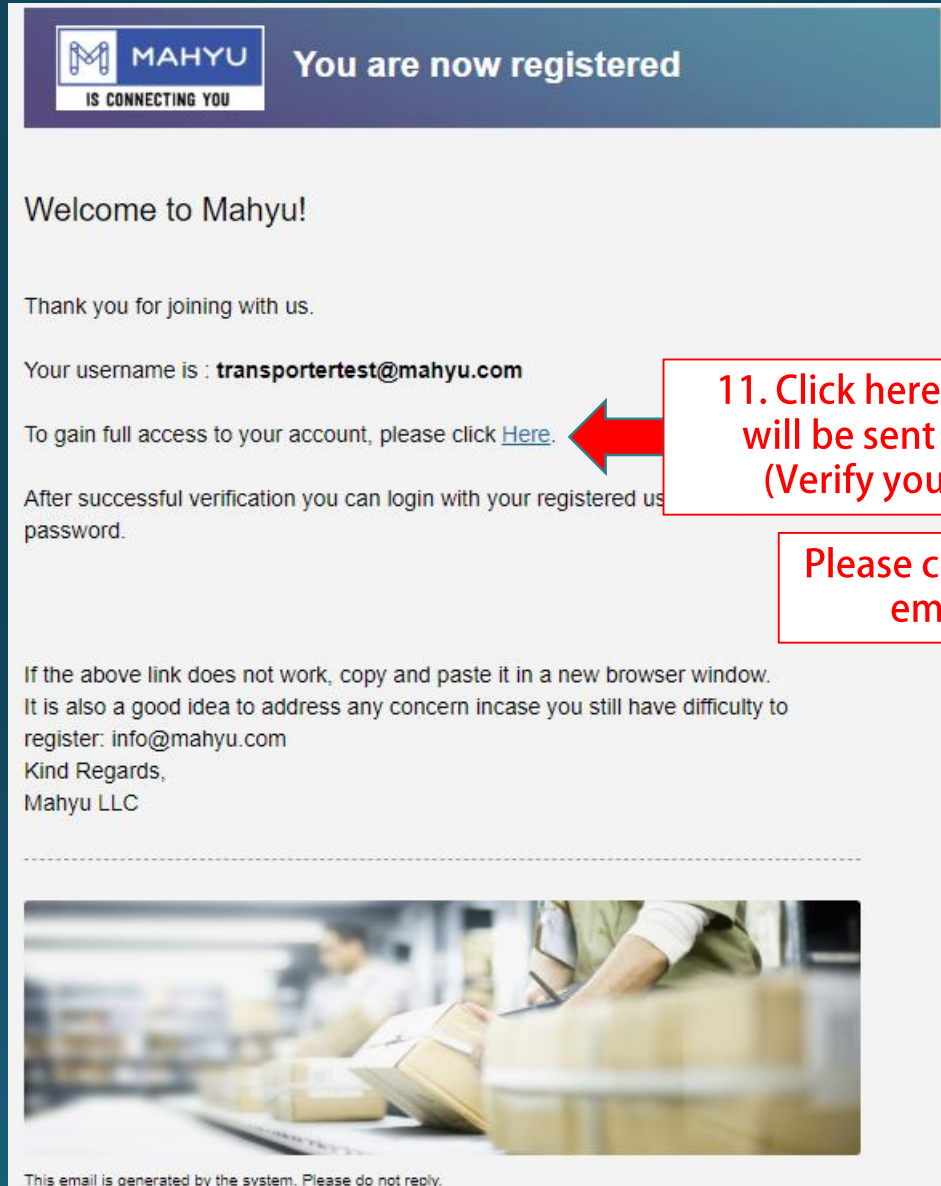
"All these necessary information
will be kept in our user database"

This is a process to create and verify your account.

Sign Up

Sign up for a Transporter account

Check your email notification to activate registration



Account activation success
Your email is valid, thanks! You may now login.



Login Menu

12. Your account is activated, you can login now

LOGIN USER

Email

Password

Show password Remember me

Login

[Forgot Password ?](#)

Go Back To Home

Enter your email and password to login

The screenshot shows the MAHYU login interface. At the top left is the MAHYU logo with the tagline 'Connecting & Serving You'. To the right are navigation links for 'Login Menu', 'Home', and 'LANGUAGE'. The main heading is 'Login Menu'. A red box with the text 'Begin to register your detail credential/profile' is positioned above the login form. The form is titled 'LOGIN USER' and contains two input fields: 'Email' and 'Password'. A red arrow points to the 'Email' field with the instruction '13. Input your Email'. Another red arrow points to the 'Password' field with the instruction '14. Input your Password'. To the right of the password field are checkboxes for 'Show password' and 'Remember me'. A blue 'Login' button is located to the right of the password field, with a red arrow pointing to it and the instruction '15. Click here for next step'. At the bottom of the form is a light blue button labeled 'Go Back To Home'.

Registration Forms

Sign Up

This is a process to create your record which enable us to provide better logistics services to all users.

Sign Up Transporter Form

Company Information

Company Name	Corporate Form
<input type="text"/>	Partnership
Address	
<input type="text"/>	
Country	Zip Code
Netherlands	<input type="text"/>
Province / State	City / District
<input type="text"/>	<input type="text"/>
Subdistrict	Pinpoint Address
<input type="text"/>	<input type="text"/>
Office Phone No.	Office Email
+31 <input type="text"/>	<input type="text"/>
Company Taxpayer Identification Number	Established Year
<input type="text"/>	<input type="text"/>
Company Identification Number (Optional)	Are you using 3rd party (sub-contract) transporter?
<input type="text"/>	No

16. Input your Company Name

18. Input Company Address

19. Choose your Country

21. This will be automatic fill based on your zip code

23. Choose your Sub-district

25. Input your Office Phone Number

27. Input company taxpayer identification number

29. Input company identification number (optional)

17. Choose Corporate form

20. Input your zip code

22. This will be automatic fill based on your zip code

24. Please locate your location in our map, use search button for help (Refer to page 11)

26. Input your Office Email

28. Input Established Year

30. Choose 3rd Party Transporter

Registration Forms

Bank Account Information

Bank Company	Bank Account No.
<input type="text"/>	<input type="text"/>
Bank Address	Account Holder Name
<input type="text"/>	<input type="text"/>
Currency	Swift Code
Select Currency..	<input type="text"/>
Bank Account Type	
Checking	

Mahyu offers Standard Term Payment of 30 days, please acknowledge an acceptance of our policy. To decline please select exit

I agree to the Mahyu Terms of Service

The registered company must be able to provide insurance service

Yes, we're able to provide insurance services

Payment Method

eMoney Payment

Credit Card Payment

Other Payment

31. Input your Bank Company name

32. Input Bank Account Number

33. Input Bank Address

34. Input Account Holder Name

35. Choose Currency

36. Input Swift Code

37. Choose Bank Account Type

38. Check list this to Agree The Mahyu Terms of Service

39. Check list this to agree you can provide insurance service

40. Check list this to choose payment method

We need your bank detail for Mahyu to be able to pay your service once successfully-completed

41. After requirements are filled in, click here for next step

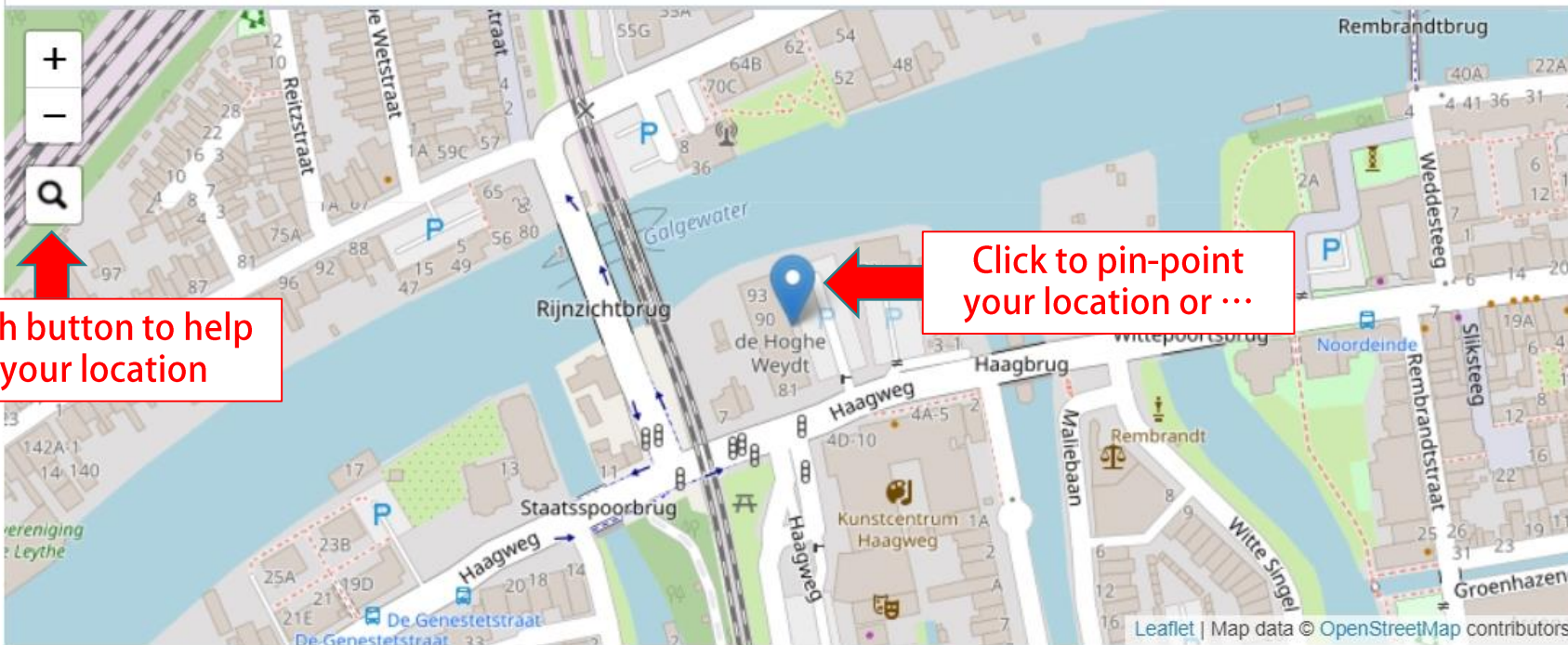
Locate Location



If you have difficulty to pin point your address, please pin point closest location to your address as a reference.

This feature to allow us a better calculation of your land transport cost.

de Hoghe Weydt, Haagplein, Transvaal, Leiden, South Holland, Belanda, 2312, Belanda



Use search button to help locate your location

Click to pin-point your location or ...

Close


Save changes



Different Address Detected


We have detected that your address is not match with pinpoint address, are you sure you want to continue?









42. Notification of your address does not match with pinpoint address, click Yes to proceed



(Transporter) Background Procedures

The screenshot shows the Mahyu Transporter dashboard. The top navigation bar includes the Mahyu logo, a hamburger menu icon, and user information for 'Transporter Test'. The left sidebar contains a 'NAVIGATION' menu with items: Home, 1. Company Management, 2. Received Order, 3. Monitor Shipment, 4. History, View All Notifications, FAQ, and Logout. A red callout box with the text '43. Click to open Company Management Sub-Menu' and a red arrow points to the '1. Company Management' menu item. The main content area is titled 'Home Dashboard' and features a 'Shipment Destination' section with a map of Europe. To the right of the map are three green cards showing shipment statistics: 0 SHIPMENTS, 0% DOMESTIC, and 0% INTERNATIONAL. Below the map are two sections: 'Latest Orders' with a table header (Order ID, Destination, Status) and a 'View All Orders' button, and 'Recent Shipment Schedule' with a 'View All Schedules' link.

 **Transporter Test**
● Online

- NAVIGATION
-  Home
 -  1. Company Management ▾
 - a. Upload Company Document
 - b. Upload Business License
 - c. Upload Custom License
 - d. Company Profile
 - e. PIC Profile
 - f. Driver Management
 - g. Vehicle Management
 - h. Route Management
 - i. Flight Route Management
 -  2. Received Order
 -  3. Monitor Shipment
 -  4. History
 -  View All Notifications
 -  FAQ
 -  Logout

Home Dashboard

Home > Dashboard

Shipment Destination



 **44. Click here to Upload Local-Company Document**

Domestic Transporter does not need to upload © custom brokerage license

"Each transporter needs to upload business credential"



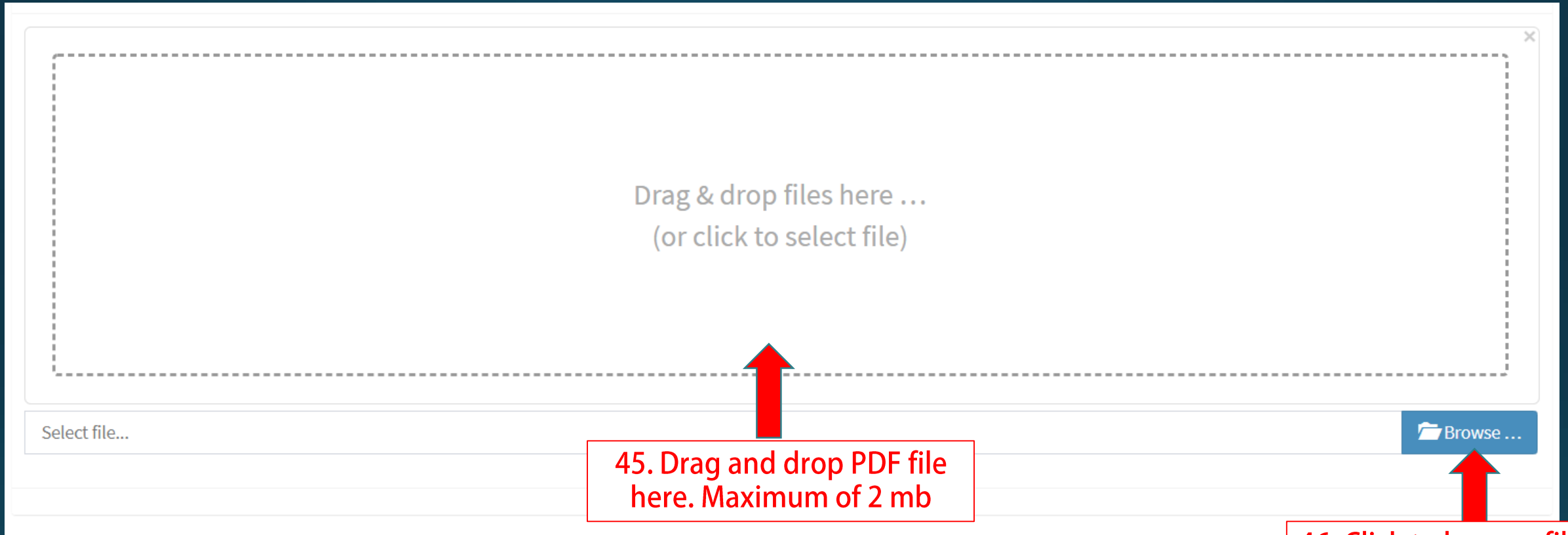
Latest Orders

Order ID	Destination	Status
View All Orders		

Recent Shipment Schedule

[View All Schedules](#)

(Transporter) Upload your Documents



The image shows a file upload interface. At the top, there is a large dashed rectangular area containing the text "Drag & drop files here ... (or click to select file)". Below this area is a horizontal bar with a "Select file..." label on the left and a blue "Browse ..." button on the right. A red arrow points from a red-bordered box below the dashed area up to the center of the dashed area. Another red arrow points from a red-bordered box below the "Browse ..." button up to the button itself.


Drag & drop files here ...
(or click to select file)

Select file...

Browse ...

45. Drag and drop PDF file here. Maximum of 2 mb

46. Click to browse files

 **Transporter Test**
Online

- NAVIGATION
- Home
 - 1. Company Management
 - a. Upload Company Document
 - b. Upload Business License
 - c. Upload Custom License
 - d. Company Profile
 - e. PIC Profile
 - f. Driver Management
 - g. Vehicle Management
 - h. Route Management
 - i. Flight Route Management
 - 2. Received Order
 - 3. Monitor Shipment
 - 4. History
 - View All Notifications
 - FAQ
 - Logout

Home Dashboard

Shipment Destination



Latest Orders

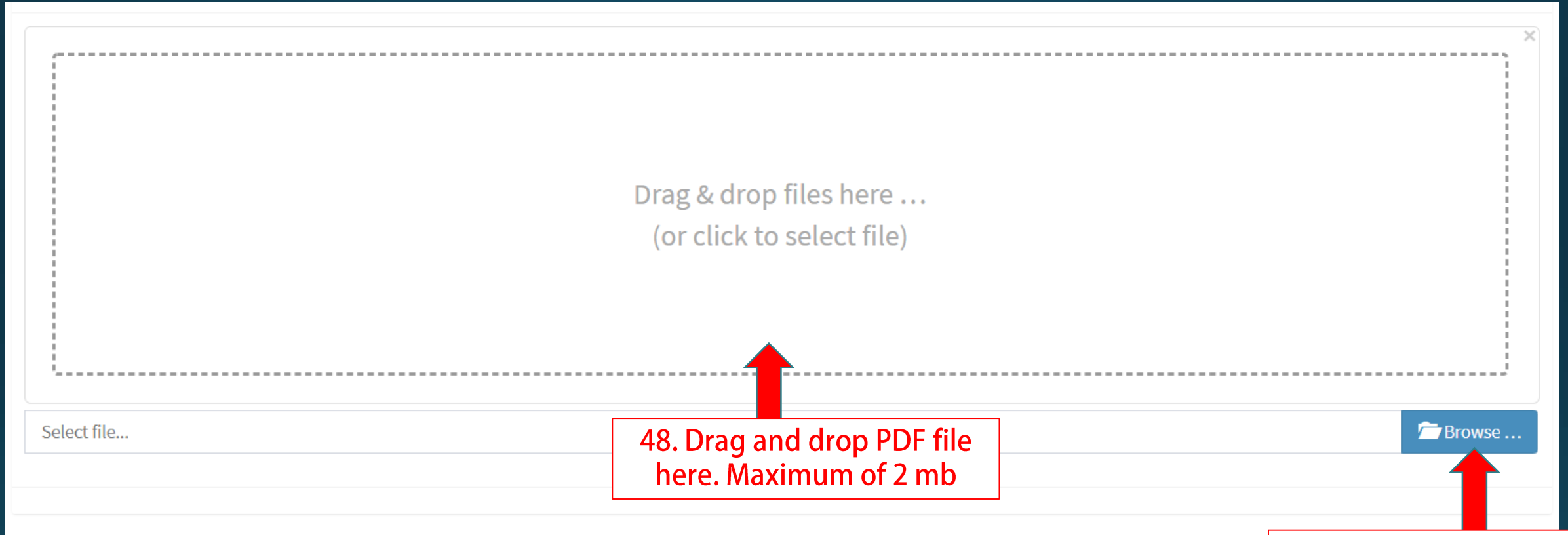
Order ID	Destination	Status
View All Orders		

Recent Shipment Schedule

[View All Schedules](#)


47. Click here to Upload National-Business License

(Transporter) Upload your Documents



48. Drag and drop PDF file here. Maximum of 2 mb

49. Click to browse files

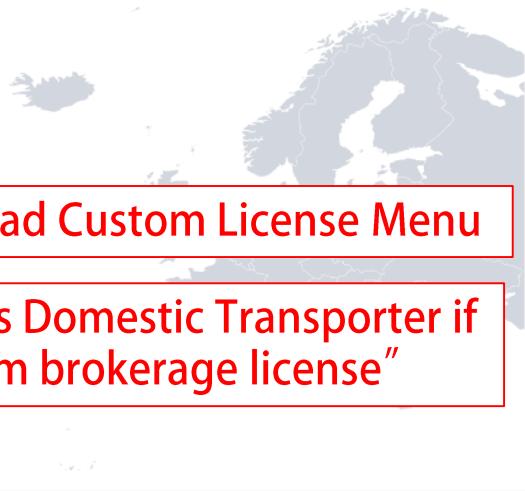
 **Transporter Test**
● Online

- NAVIGATION
- Home
 - 1. Company Management
 - a. Upload Company Document
 - b. Upload Business License
 - c. Upload Custom License
 - d. Company Profile
 - e. PIC Profile
 - f. Driver Management
 - g. Vehicle Management
 - h. Route Management
 - i. Flight Route Management
 - 2. Received Order
 - 3. Monitor Shipment
 - 4. History
 - [View All Notifications](#)
 - [FAQ](#)
 - [Logout](#)

Home Dashboard

Home > Dashboard

Shipment Destination



50. Click here to Upload Custom License Menu

"We consider you as Domestic Transporter if you dont have custom brokerage license"

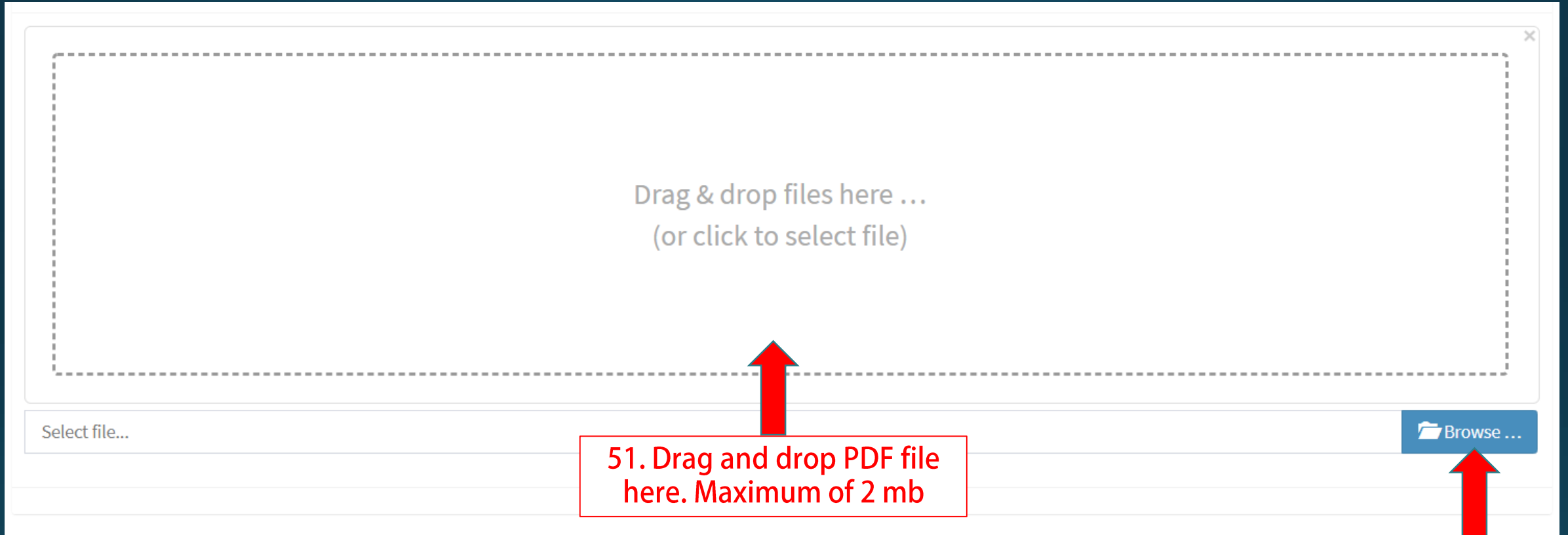
Latest Orders

Order ID	Destination	Status
View All Orders		

Recent Shipment Schedule

[View All Schedules](#)

(Transporter) Upload your Documents




51. Drag and drop PDF file here. Maximum of 2 mb

53. After all 3 document uploaded, wait Admin approval process notifications

52. Click to browse files

(Transporter) Upload Documents – Email Notification




Company Document Verify Result

Dear Mr/Mrs. Transporter Test

Company Document Verified, now you can add shipment schedule.

Click [Here](#) to go to Mahyu.


Kind Regards,
Mahyu LLC




This email is generated by the system. Please do not reply.

Terms & Conditions | [Privacy Policy](#) | [Contact Us](#)

Follow Us






Company Business License Verify Result

Dear Mr/Mrs. Transporter Test

Company Business License Verified, now you can add shipment schedule.


Click [Here](#) to go to Mahyu.



This email is generated by the system. Please do not reply.

Terms & Conditions | [Privacy Policy](#) | [Contact Us](#)

Follow Us



**54. “Once your data have been verified”,
you are able to access Mahyu System**