




Transporter Edit Driver and Vehicle Management

Driver Management – Edit Driver

(Transporter) Main Menu

Mahyu

 **Transporter Test**
Online

NAVIGATION

[Home](#)

1. Company Management ▾

- a. Company Profile
- b. PIC Profile
- c. Manage PIC Operation
- d. Driver Management
- e. Vehicle Management
- f. Route Management
- g. Flight Route Management

2. Schedule Shipment <

3. Received Order

4. Monitor Shipment

5. History

6. Import Customs

7. Export Customs

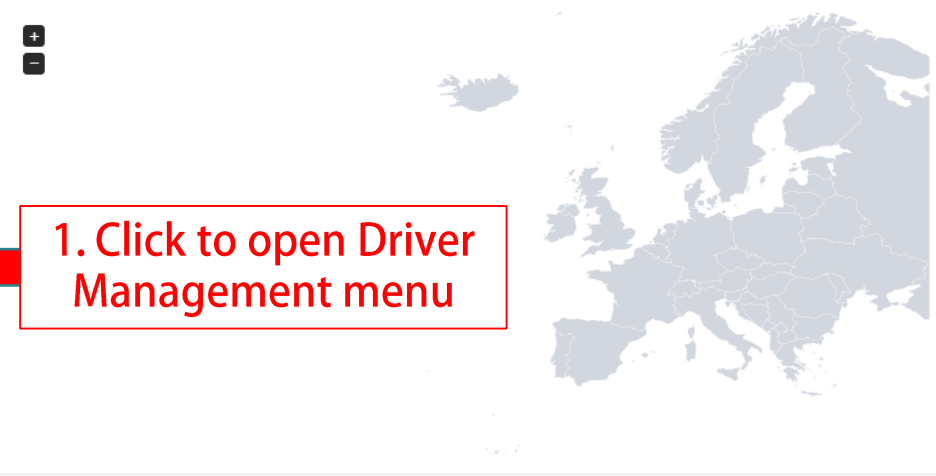
Warehouse

View All Notification

Home Dashboard

Home > Dashboard

Shipment Destination



0 SHIPMENTS

0% DOMESTIC

0% INTERNATIONAL

Latest Orders

Order ID	Destination	Status
View All Orders		

Recent Shipment Schedule

Weststellingwerf - Amsterdam
23 Jun 2020

Amsterdam - Almelo
2 Jun 2020


Amsterdam - Weststellingwerf
28 May 2020

Weststellingwerf - Amsterdam
30 May 2020

1. Click to open Driver Management menu

(Transporter) Driver Management - Connected to Mobile App

Mahyu



Transporter Test

Online

NAVIGATION

Home

1. Company Management

a. Company Profile

b. PIC Profile

c. Manage PIC Operation

d. Driver Management

e. Vehicle Management

f. Route Management

g. Flight Route Management

2. Schedule Shipment

3. Received Order

4. Monitor Shipment

5. History

6. Import Customs

7. Export Customs

Warehouse

View All Notification

Driver Management

Manage your driver

Drivers

+ Add Driver

Show 10 entries

Search:

Driver Name	ID No.	Phone 1	Phone 2	Modify	Security
Driver 1	5161AA	112255		<div>2. To Edit Driver</div> <div><div></div><div></div></div>	<div></div>
Driver 2	BS362	3167-7457		<div></div> <div></div>	<div></div>
Driver 3	NBVS353	31-52-5252-5252		<div></div> <div></div>	<div></div>
Driver 4	125FAFXA	31-55-2525-2522		<div></div> <div></div>	<div></div>
Driver 5	6152AFADDS	316-466464		<div></div> <div></div>	<div></div>

Previous

1

Next

(Transporter) Edit driver

Add Driver

Driver Name

Driver 2

3. Input Driver Name

ID No.

4151AFFS

4. Driver ID Number cannot re-edit

Phone 1

151-212512

5. Input driver Phone 1

Phone 2

Optional

6. Input driver Phone 2 (optional)

Upload Driver Photo

Choose File

7. Re - Upload New Driver's Photo



Reset


8. Click to Save

Save

Driver Management – Edit Driver Password

(Transporter) Main Menu

Mahyu

 **Transporter Test**
Online

NAVIGATION

[Home](#)

1. Company Management ▾

- a. Company Profile
- b. PIC Profile
- c. Manage PIC Operation
- d. Driver Management
- e. Vehicle Management
- f. Route Management
- g. Flight Route Management

2. Schedule Shipment <

3. Received Order

4. Monitor Shipment

5. History

6. Import Customs

7. Export Customs

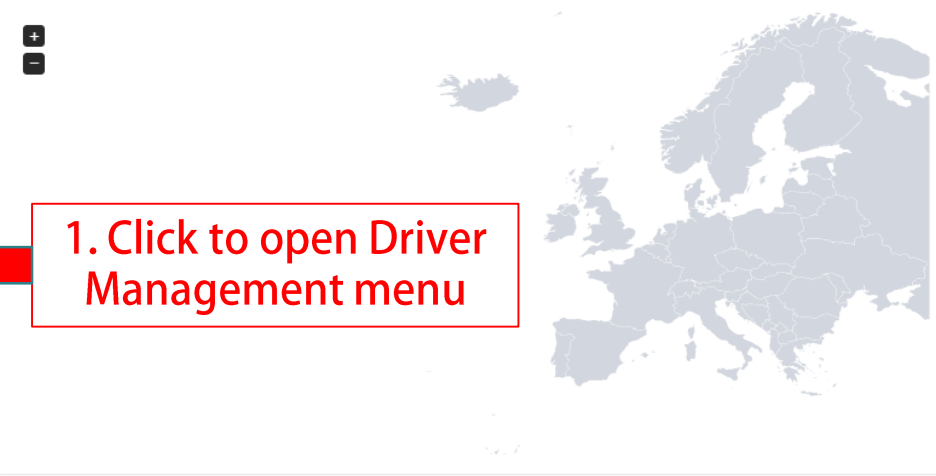
Warehouse

View All Notification

Home Dashboard

Home > Dashboard

Shipment Destination



0 SHIPMENTS

0% DOMESTIC

0% INTERNATIONAL

Latest Orders

Order ID	Destination	Status
View All Orders		

Recent Shipment Schedule

Weststellingwerf - Amsterdam

23 Jun 2020

Amsterdam - Almelo

2 Jun 2020

Amsterdam - Weststellingwerf

28 May 2020


Weststellingwerf - Amsterdam

30 May 2020

1. Click to open Driver Management menu

(Transporter) Driver Management - Connected to Mobile App

Mahyu

 **Transporter Test**
Online

NAVIGATION

Home

1. Company Management

a. Company Profile

b. PIC Profile

c. Manage PIC Operation

d. Driver Management

e. Vehicle Management

f. Route Management

g. Flight Route Management

2. Schedule Shipment

3. Received Order

4. Monitor Shipment

5. History

6. Import Customs

7. Export Customs

Warehouse

View All Notification

Driver Management











Manage your driver

Drivers

+ Add Driver

Show 10 entries

Search:

Driver Name	ID No.	Phone 1	Phone 2	Modify	Security
Driver 1	5161AA	112255		 	
Driver 2	BS362	3167-7457		 	
Driver 3	NBVS353	31-52-5252-5252		 	
Driver 4	125FAFXA	31-55-2525-2522			
Driver 5	6152AFADDS	316-466464		 	

Previous

1

Next

2. To Edit Driver Password

Copyright 2021 Mahyu LLC. All Rights Reserved

8

(Transporter) Edit driver password to access mobile device

Change Password

X

Your Account Password

3. Input PIC Password for verify

Driver Password

4. Input the new Driver Password

Re-enter Driver Password

5. Re-enter the new Driver Password

Reset


6. Click to Save changes

Save

Vehicle Management – Edit Vehicle

(Transporter) Main menu

Mahyu

 **Transporter Test**
Online

NAVIGATION

[Home](#)

1. Company Management

[a. Company Profile](#)
[b. PIC Profile](#)
[c. Manage PIC Operation](#)
[d. Driver Management](#)
[e. Vehicle Management](#)
[f. Route Management](#)
[g. Flight Route Management](#)


2. Schedule Shipment

[3. Received Order](#)
[4. Monitor Shipment](#)
[5. History](#)
[6. Import Customs](#)
[7. Export Customs](#)

[Warehouse](#)
[View All Notification](#)

Home Dashboard

Shipment Destination



Latest Orders

Order ID	Destination	Status
View All Orders		

Recent Shipment Schedule

Weststellingwerf - Amsterdam

23 Jun 2020

Amsterdam - Almelo

2 Jun 2020

Amsterdam - Weststellingwerf

28 May 2020

Weststellingwerf - Amsterdam

30 May 2020

0 SHIPMENTS

0% DOMESTIC

0% INTERNATIONAL

1. Click to open Vehicle Management menu

(Transporter) Vehicle management

Mahyu

Transporter Test

Online

NAVIGATION

Home

1. Company Management

a. Company Profile

b. PIC Profile

c. Manage PIC Operation

d. Driver Management

e. Vehicle Management

f. Route Management

g. Flight Route Management

2. Schedule Shipment

3. Received Order

4. Monitor Shipment

5. History

6. Import Customs

7. Export Customs

Warehouse

View All Notification

Logout

Vehicle Management

Manage your vehicle

Vehicles

+ Add Vehicle

Show 10 entries

Search:

Vehicle Name	License Plate No.	Manufacturing Year	Wheel	Capacity	Cross Border	
Vehicle 1	1512524	2014	10			<div>2. To Edit Vehicle</div> <div><div></div><div></div></div>
Vehicle 2	14AFFX	2010	10	100 Kg	No	<div><div></div><div></div></div>
Vehicle 3	1516VZXX	2018	16	180 Kg	No	<div><div></div><div></div></div>
Vehicle 4	FSSF24151	2015	14	150 Kg	No	<div><div></div><div></div></div>
Vehicle 5	FADDZZ241	2014	4	80 Kg	No	<div><div></div><div></div></div>

Previous

1

Next

(Transporter) Edit vehicle

Add Vehicle ✕

Vehicle Name
Truck 2 ← 3. Input Vehicle Name

License Plate No.
512FAFDA ← 4. License Plate Number cannot be changed

Manufacturing Year
2014 ← 5. Choose vehicle Manufacturing Year

Wheel
8 ← 6. Choose vehicle Wheel

Capacity
3,000
Kg ← 7. Input vehicle max Capacity

Allowed Cross Border
☐ No ☒ Yes ← 8. Select Yes/No for Allowed Cross Border

Upload Vehicle Photo
Choose File No file chosen ← 9. Re - Upload Vehicle's Photo



Reset ← 10. Click to Save Save