



# Admin Manual Country Currency Settings

# Settings – Country Currency

# (Admin) Main menu

**Mahyu** mahyuvinz Indonesia

NAVIGATION

- Home
- Verify Payment
- Credit Limit Approval
- Transporter
- Verify Shipper Account
- Settings
- Add Admin Account
- Logout

Home Dashboard

Home > Dashboard

- 1** New Shipment More info
- 2** Monitor Current Shipment More info
- 3** Maps More info
- 4** E-Money More info

1. Click here to open Settings sub-menu

# (Admin) Main menu

**Mahyu** mahyuvinz Indonesia

Home Dashboard

1 New Shipment More info

2 Monitor Current Shipment More info

3 Maps More info

4 E-Money More info

Home > Dashboard

NAVIGATION

- Home
- Verify Payment
- Credit Limit Approval
- Transporter
- Verify Shipper Account
- Settings
  - Currency
  - Country Currency**
  - Airport
  - Airline
  - Aircraft Type
  - Flight Number
  - Country Import HS Code
  - Country Export HS Code
  - ZIP Code Pin
- Add Admin Account
- Logout

**2. Click here to open Country Currency settings menu**

# (Admin) Country Currency Setting







**Mahyu** mahyuvinz Indonesia

Country Currency Setting Manage your country currency setting

Country Currency Setting

Countries

Show 10 entries Search:

Alpha-2 code	Alpha-3 code	Country Name	
AF	AFG	Afghanistan	
AL	ALB	Albania	
DZ	DZA	Algeria	
AS	ASM	American Samoa	
AD	AND	Andorra	
AO	AGO	Angola	
AI	AIA	Anguilla	
AQ	-	Antarctica	
AG	ATG	Antigua and Barbuda	
AR	ARG	Argentina	

Previous 1 2 3 4 5 ... 24 Next

**3. Click here to edit Country Currency**

# (Admin) Country Currency Setting


The screenshot shows the Mahyu admin dashboard. The left sidebar contains navigation items: Home, Verify Payment, Credit Limit Approval, Transporter, Verify Shipper Account, Settings, Currency, Country Currencies, Airport, Airline, Aircraft Type, Flight Number, Country Import HS Code, Country Export HS Code, ZIP Code Pin, Add Admin Account, and Logout. The main content area is titled 'Country Currency Setting' and includes a sub-header 'Country Currencies'. Below this, there are fields for 'Alpha-2 code' (AF), 'Alpha-3 code' (AFG), and 'Country Name' (Afghanistan). A '+ Add Currency' button is highlighted with a red arrow and a red box containing the text '4. Click here add new Country Currency'. To the right of the button is a 'Cancel' button. Below the button is a 'Show' dropdown menu set to 'entries' and a search field. A table displays existing currencies: Euro and BND, each with a delete icon. At the bottom right of the table are 'Previous', '1', and 'Next' navigation buttons.

## (Admin) Country Currency Setting

Add Currency X

**Currency**

USD - U.S. Dollar ▼



5. Select currency from list

6. Click to save

# Settings – Delete Country Currency



# (Admin) Country Currency Setting







**Mahyu** mahyuvinz Indonesia

Country Currency Setting Manage your country currency setting

Country Currency Setting

Countries

Show 10 entries Search:

Alpha-2 code	Alpha-3 code	Country Name	
AF	AFG	Afghanistan	
AL	ALB	Albania	
DZ	DZA	Algeria	
AS	ASM	American Samoa	
AD	AND	Andorra	
AO	AGO	Angola	
AI	AIA	Anguilla	
AQ	-	Antarctica	
AG	ATG	Antigua and Barbuda	
AR	ARG	Argentina	

Previous 1 2 3 4 5 ... 24 Next

**1. Click here to edit Country Currency**

# (Admin) Country Currency Setting

**Mahyu** mahyuvinz Indonesia


Country Currency Setting Manage your country currency setting

Country Currencies

Alpha-2 code: AF  
Alpha-3 code: AFG  
Country Name: Afghanistan

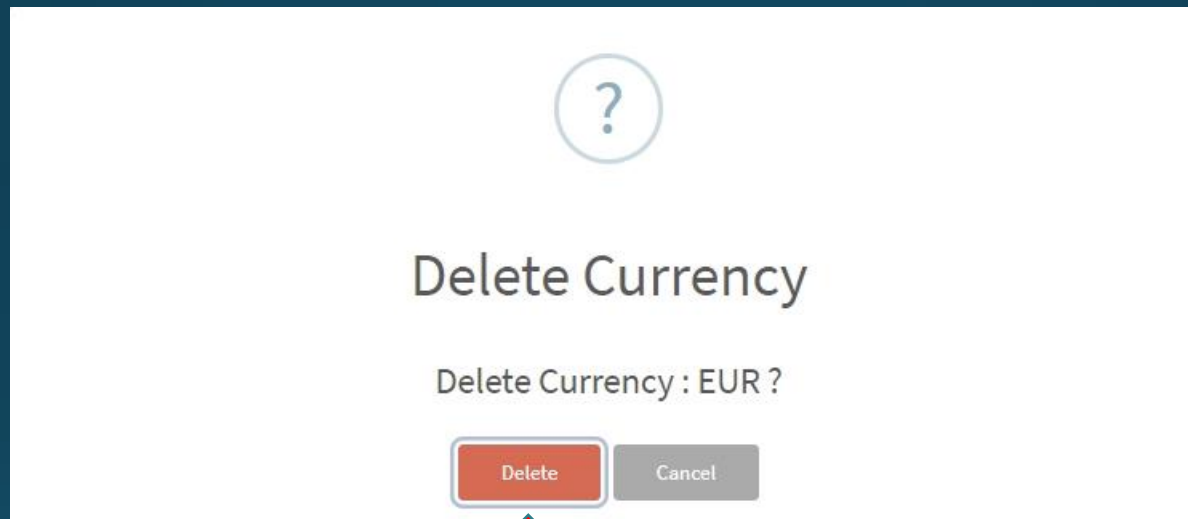
[+ Add Currency](#) [Cancel](#)

Show  entries Search:

Currency Code	Currency Name	
EUR	Euro	
BND	BND	

2. Click here Delete Country Currency

## (Admin) Country Currency Setting



**3. Click to Delete**