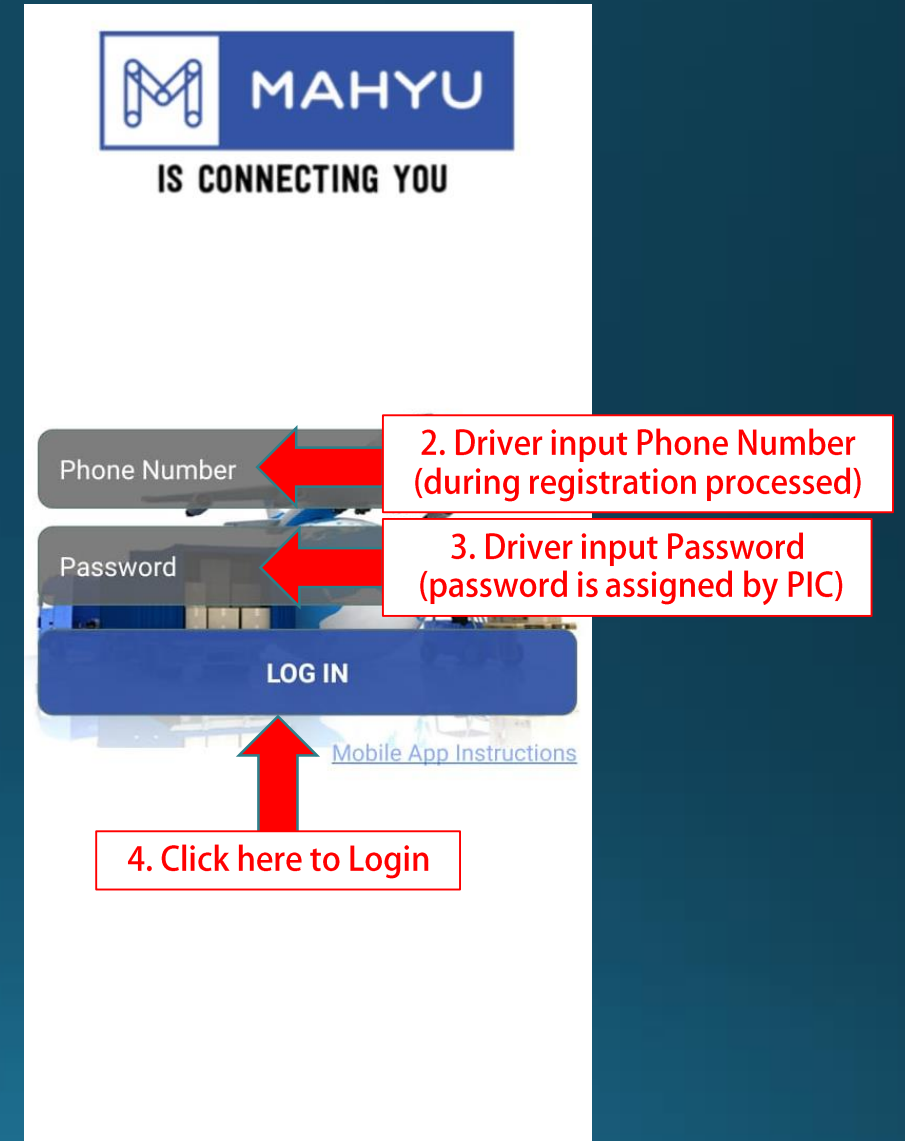




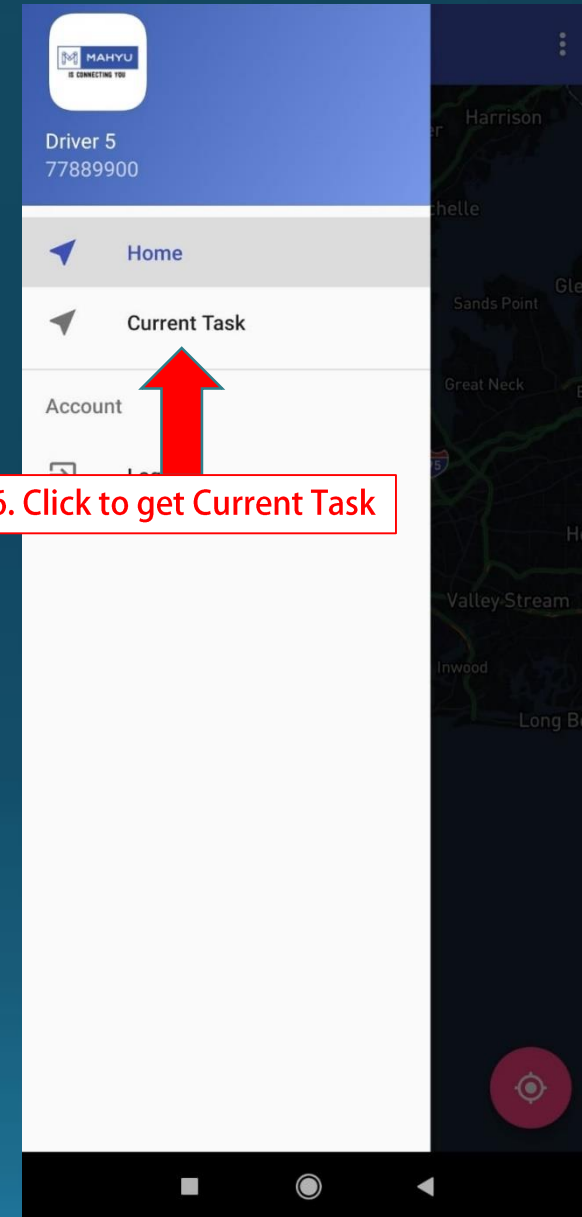
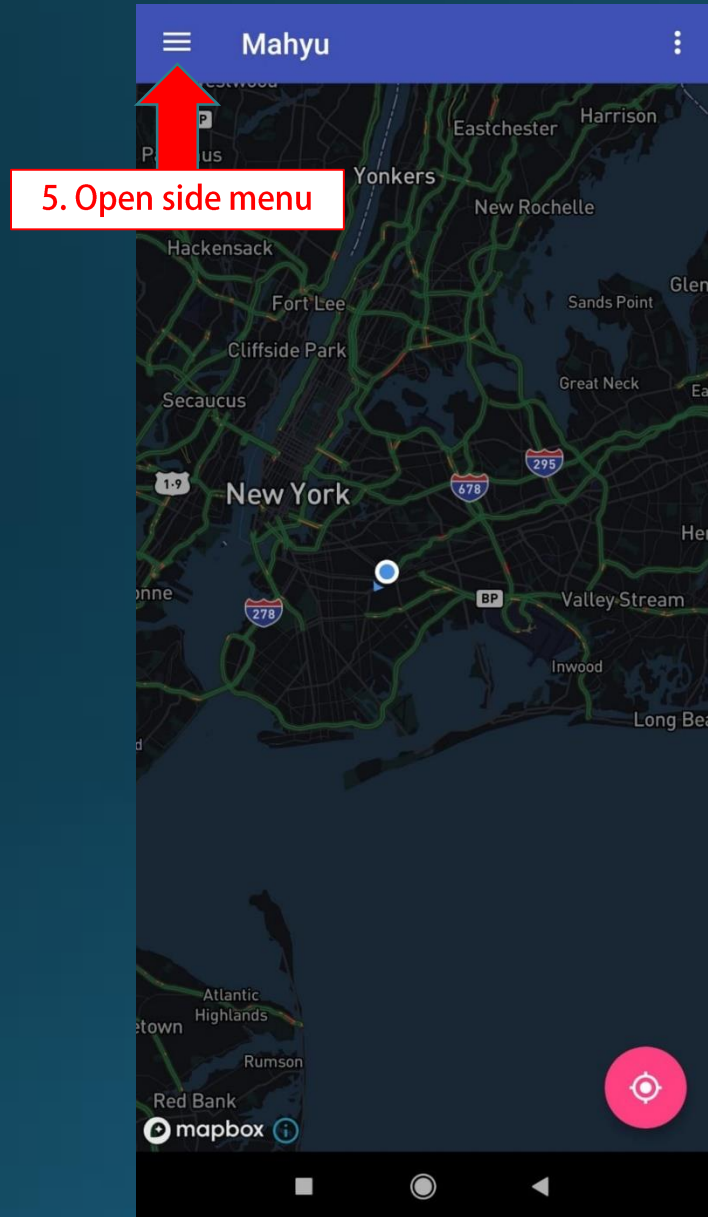
Transporter - Driver Mobile Application International

Transporter - Driver at Origin

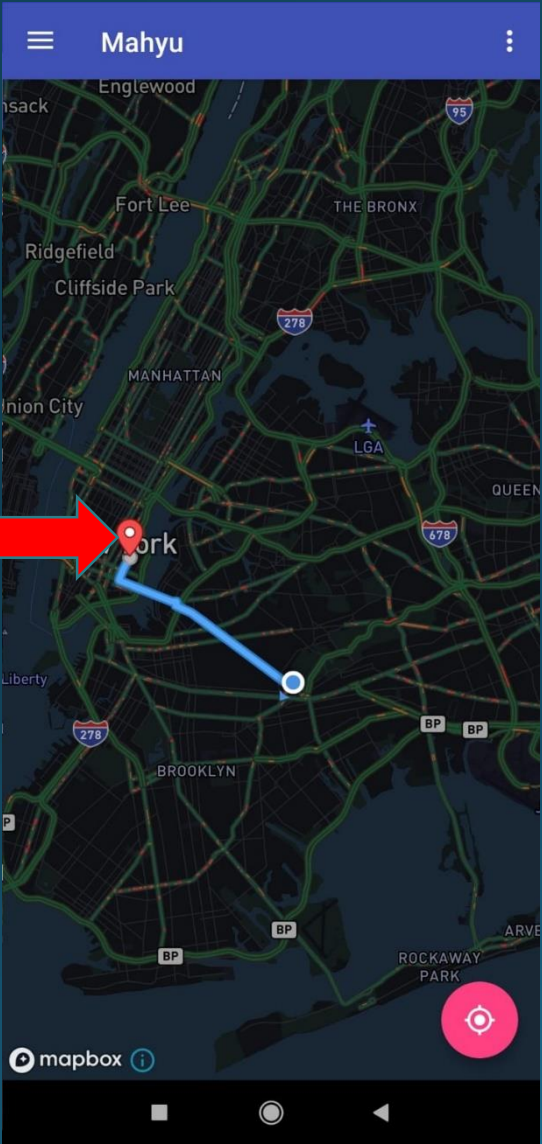
Driver - Mobile application



Driver - Current task



Driver - Pick up shipment from Shipper



7. Click to open Pick Up menu form and proof of pickup documents

Pick up

SNP-USA

Christodora House, Avenue B, Alphabet City, Manhattan Community Board 3, Manhattan, New York County, New York, 10009,

Pick up requirement

Invoice

+ ←

*upload .jpg, .jpeg, .png file no more than 2 Mb

Packing List

+ ←

*upload .jpg, .jpeg, .png file no more than 2 Mb

Other Documents

+ ←

*upload .jpg, .jpeg, .png file no more than 2 Mb

SUBMIT ←

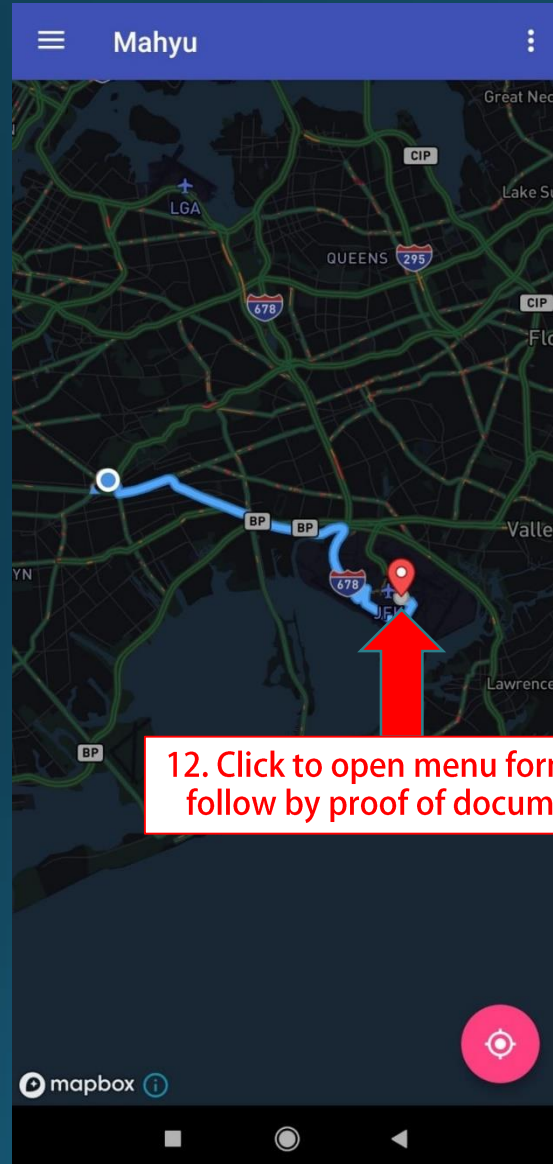
8. Take picture of Invoice

9. Take picture of Packing List

10. Take picture of Other Documents (if any)

11. Click to Submit documents

Driver – Deliver shipment to Airport at origin



12. Click to open menu form and follow by proof of documents

A screenshot of the 'Airport delivery' form in the Mahyu app. The form is white with a grey header. It contains the following sections:

- Airport information**: Includes an airplane icon, the text 'John F. Kennedy', and the address 'John F. Kennedy International Airport, Lefferts Boulevard, South Ozone Park, Queens, Queens County, New York, 11430, Amerika'.
- Proof of Delivery**: Includes a 'Received by' section with a 'PIC Name' input field.
- Delivered item**: Includes a large white box with a black plus sign and the text '*upload .jpg, .jpeg, .png file no more than 2 Mb'.
- Airport building**: Includes a large white box with a black plus sign and the text '*upload .jpg, .jpeg, .png file no more than 2 Mb'.
- SUBMIT**: A large blue button at the bottom.

13. Type in Person name

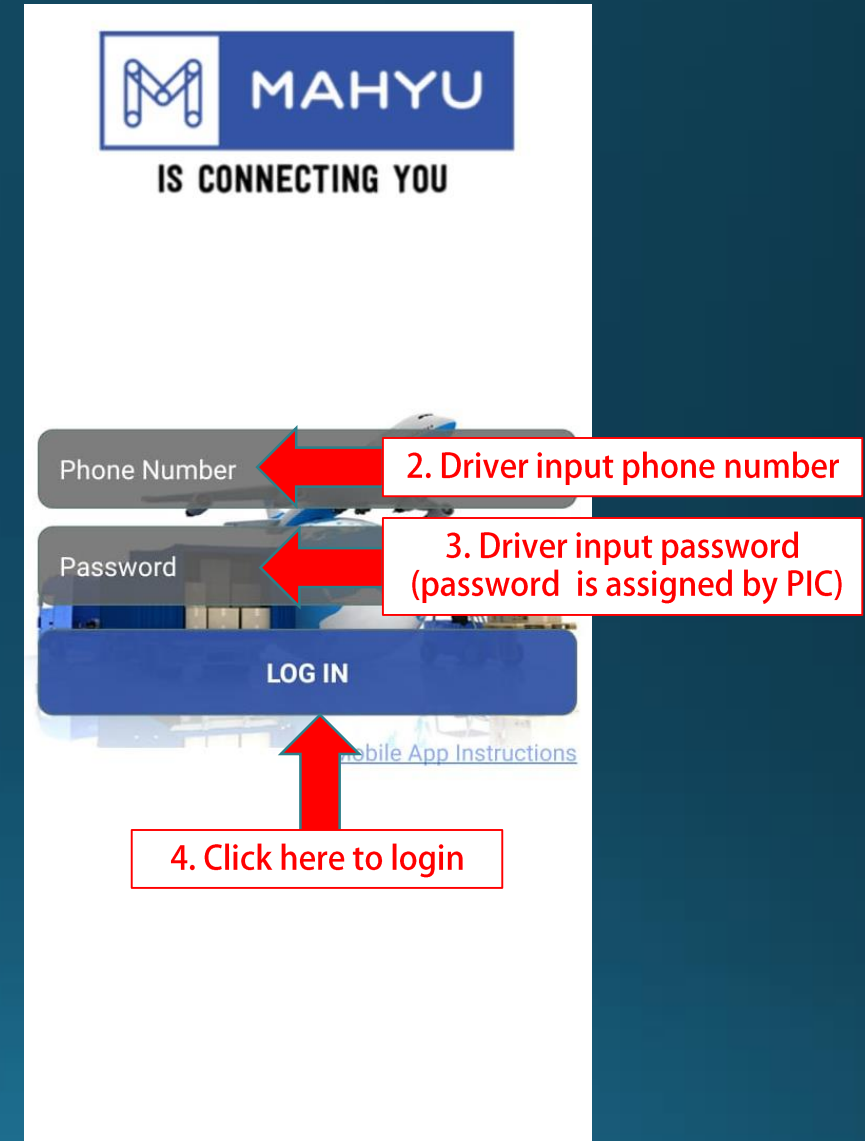
14. Take pictures of Delivered Item

15. Take pictures of Airport warehouse

16. Click to Submit (proof of delivery at origin)

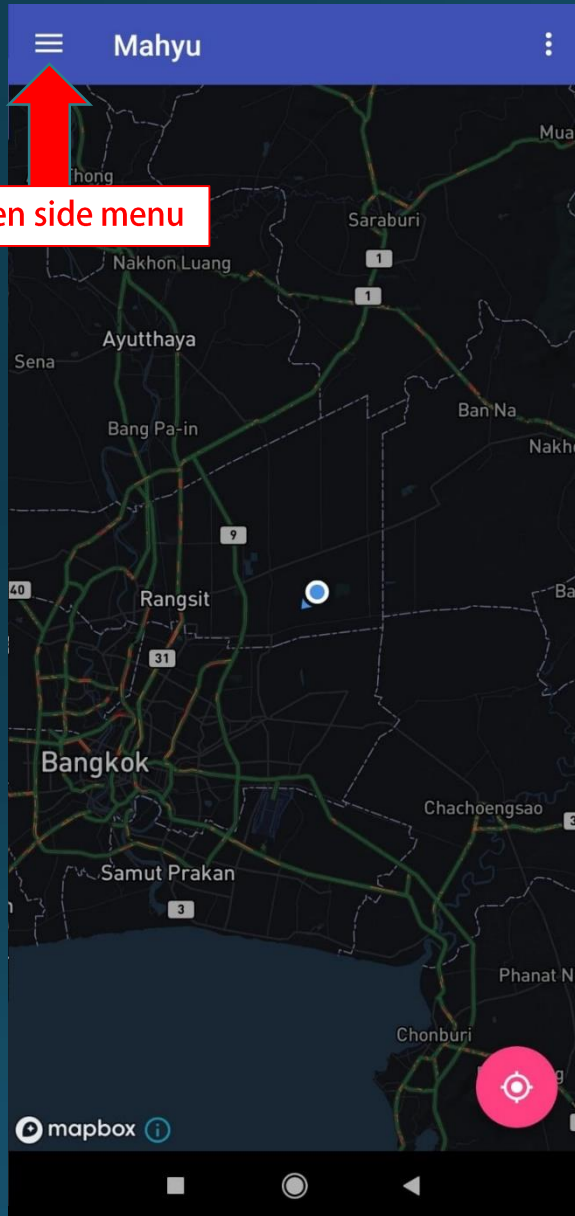
Transporter - Driver at Destination

Driver - Mobile application

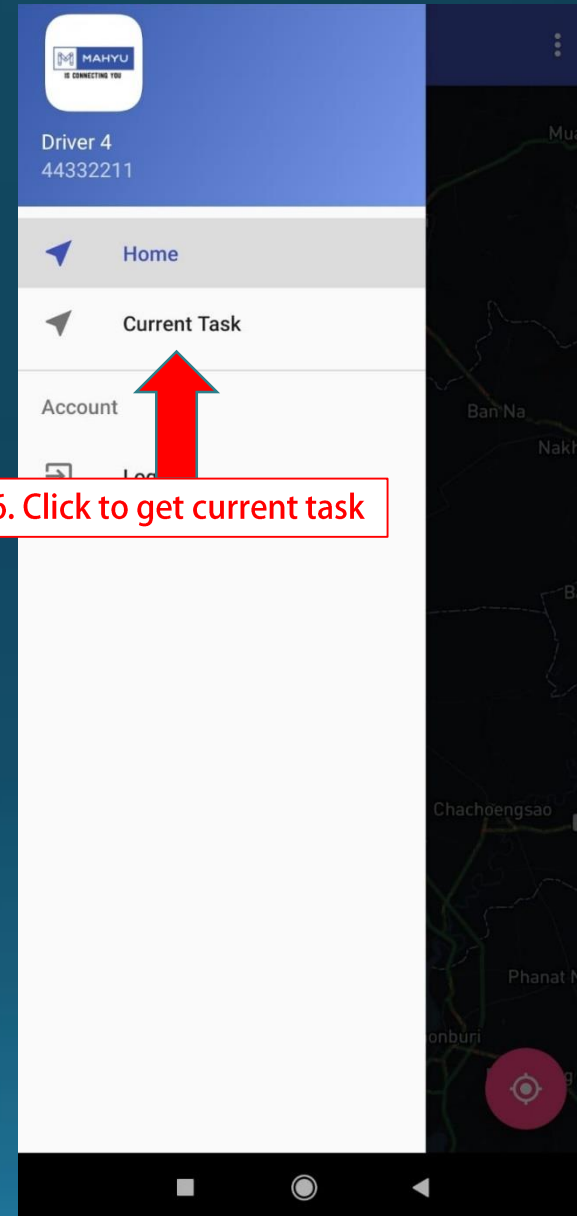


Driver - Current task

5. Open side menu

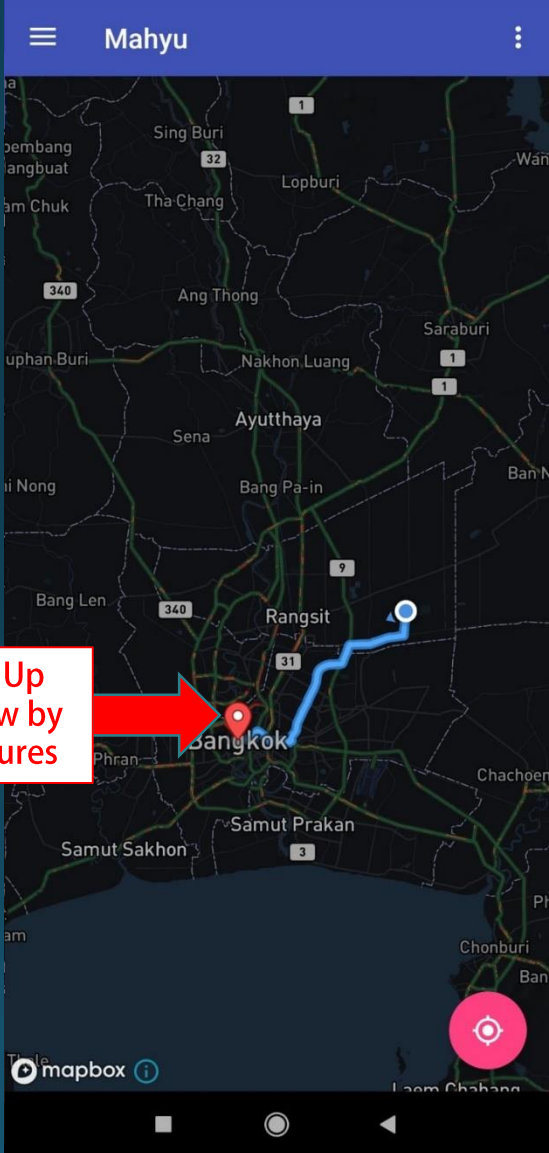


6. Click to get current task

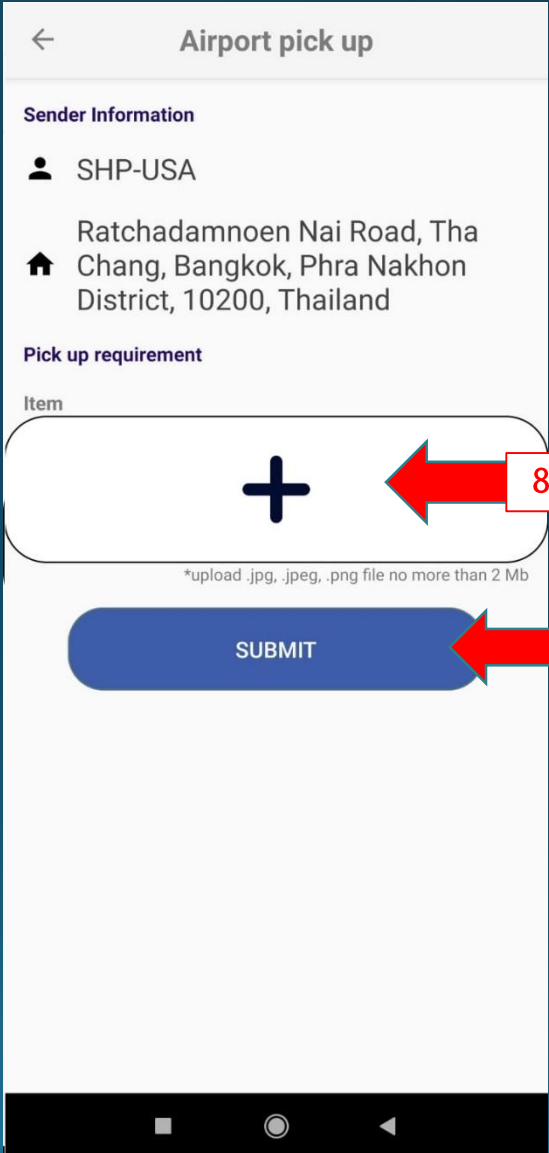


Driver - Pick up shipment from Airport to consignee address

7. Click to open Pick Up menu form, and follow by proof of delivery pictures



The image shows the Mahyu app's map interface. At the top, there is a purple header with a menu icon, the text 'Mahyu', and a settings icon. The map displays a route starting from a red pin in Bangkok and ending at a blue pin in Rangsit. The route is highlighted in blue. Various Thai provinces and cities are labeled on the map, including Sing Buri, Lopburi, Ang Thong, Saraburi, Nakhon Luang, Ayutthaya, Sena, Bang Pa-in, Bang Len, Rangsit, Samut Prakan, Samut Sakhon, Chonburi, and Ban. The mapbox logo is visible in the bottom left corner.

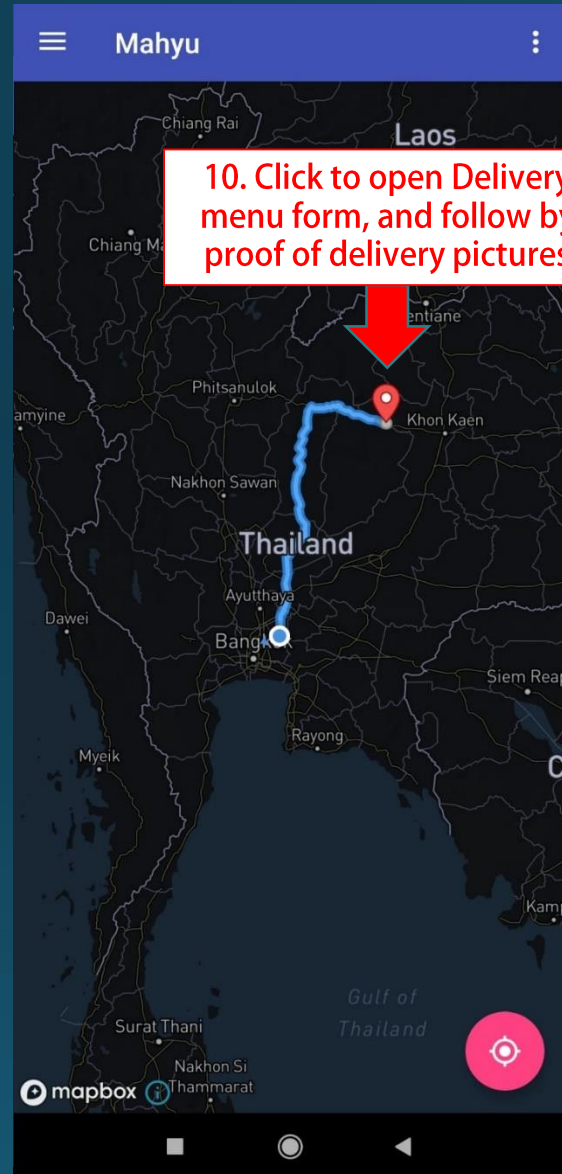


The image shows the 'Airport pick up' form in the Mahyu app. The form has a white background with a grey header containing a back arrow and the title 'Airport pick up'. The form is divided into sections: 'Sender Information' with a person icon and the text 'SHP-USA', and a home icon with the address 'Ratchadamnoen Nai Road, Tha Chang, Bangkok, Phra Nakhon District, 10200, Thailand'. Below this is the 'Pick up requirement' section, followed by an 'Item' section with a large plus sign icon. A red arrow points from the plus sign to a text box. At the bottom of the form is a blue 'SUBMIT' button with a red arrow pointing to it. A small note at the bottom of the form states '*upload .jpg, .jpeg, .png file no more than 2 Mb'.

8. Take picture of items

9. Click to submit documents

Driver – Deliver the item to consignee



A screenshot of the Mahyu app's delivery form. The form contains the following sections:

- Delivery**: New York County, New York, 10009,
- Consignee information**: Thai CON
- Address**: Thailand, Khon Kaen, Chum Phae, Khon Kaen Province, 40130, Thailand
- Proof of Delivery**:
 - Received by**:
 - PIC Name**: (Red arrow points to this field from a text box.)
 - Delivered item**: (Red arrow points to the '+' icon from a text box.)
 - Company building**: (Red arrow points to the '+' icon from a text box.)
- SUBMIT**: (Red arrow points to this button from a text box.)

*upload .jpg, .jpeg, .png file no more than 2 Mb