




Shipper Registration

Shipper Registration



MAHYU
Connecting & Serving You

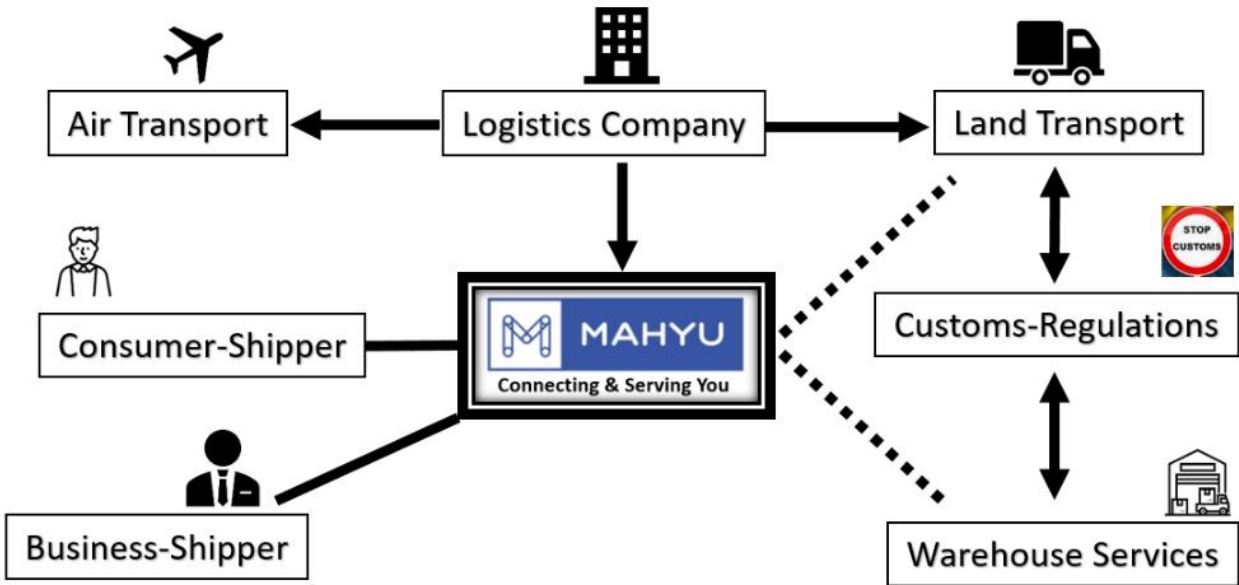
[Login Menu](#) [Manual](#) [Campaign](#) [About Us](#) [Home](#) [Contacts](#)

Login User

Sign-Up

1. To open Sign-Up menu

BUSINESS & CONSUMER LOGISTICS PLATFORM



```
graph TD; LC[Logistics Company] --> AT[Air Transport]; LC --> LT[Land Transport]; LC --> MS[MAHYU Connecting & Serving You]; CS[Consumer-Shipper] --> MS; BS[Business-Shipper] --> MS; MS -.-> CR[Customs-Regulations]; MS -.-> WS[Warehouse Services]; LT <--> CR; CR <--> WS;
```

The diagram illustrates the Mahyu Logistics Platform ecosystem. At the center is the Mahyu logo with the tagline 'Connecting & Serving You'. It is connected to three main entities: Air Transport (represented by an airplane icon), Land Transport (represented by a truck icon), and a Logistics Company (represented by a building icon). The Logistics Company also connects to the central platform. Additionally, the platform connects to Consumer-Shippers (represented by a person icon) and Business-Shippers (represented by a person in a suit icon). The platform also interacts with Customs-Regulations (represented by a 'STOP CUSTOMS' sign icon) and Warehouse Services (represented by a warehouse icon). Dashed lines indicate connections from the central platform to Customs-Regulations and Warehouse Services. Double-headed arrows connect Land Transport, Customs-Regulations, and Warehouse Services, indicating a two-way relationship between these components.

How can I help you?

n/sign-up.php

Sign-Up as (Shipper)

[Login Menu](#) [Home](#)[LANGUAGE](#)

Register Menu

Sign Up As Transporter

[CLICK HERE](#)

Sign Up As Shipper

[CLICK HERE](#)

2. Sign up as Shipper

This is a process to verify your email address to gain access to Mahyu system

[Go Back To Home](#)

Fill all required fields carefully

MAHYU
Connecting & Serving You

Login Menu Home LANGUAGE

Sign Up

This is a process to create and verify your account.

Sign up for a Shipper account

First Name

Last Name

Email Address

Password
☐ Show password

Country

Phone Number 1

Phone Number 2 (Optional)

Register

(Green color has a pull-down menu)

"All these necessary information will be kept in your user database"

3. Input your First Name

4. Input your Last Name

5. Input Email Address

6. Input Password

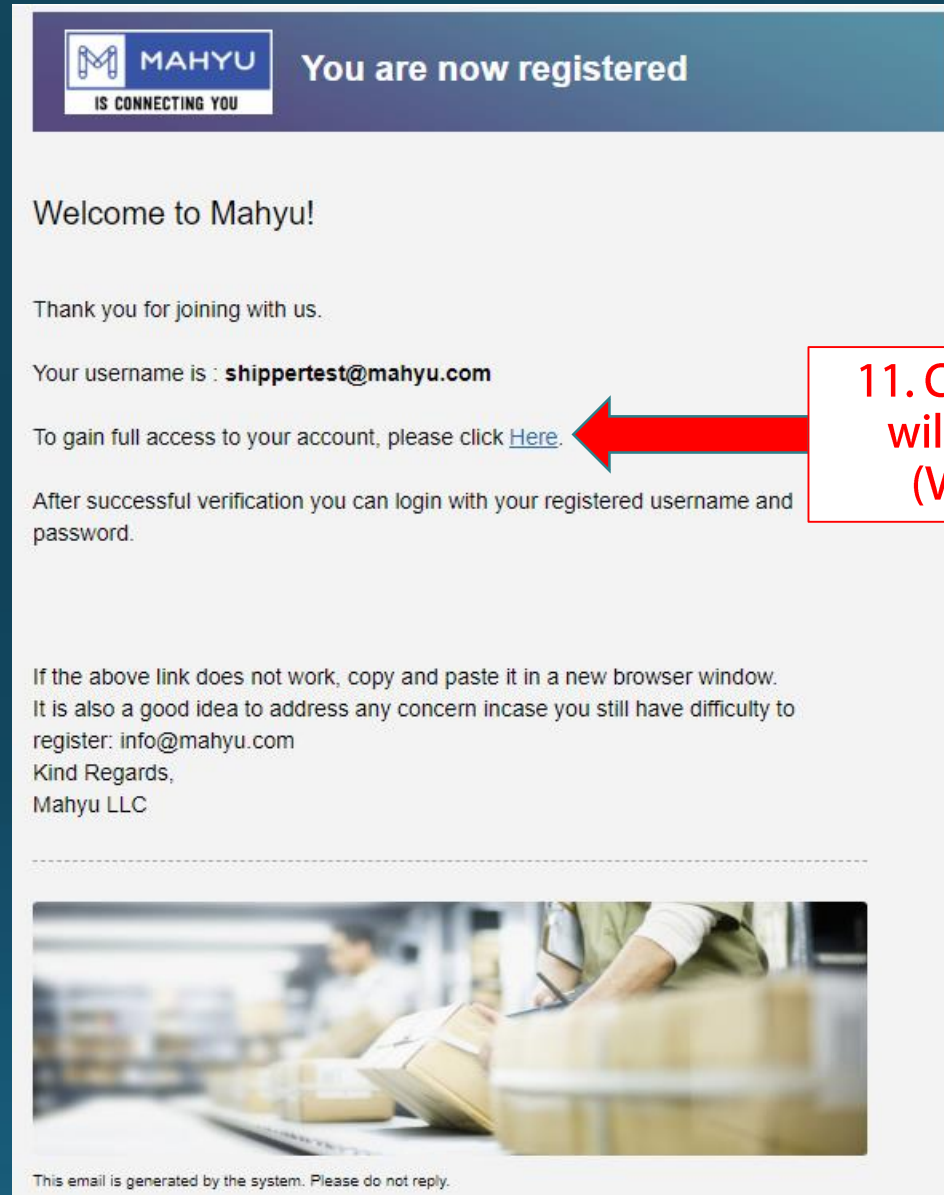
7. Click to choose phone ID country-region

8. Input Phone Number 1

9. Input Phone Number 2 (optional)

10.) To continue for next step, Please check your email

Check email for notification to activate registration



11. Click here to access your account, you will be sent to Mahyu Login User Page (Verify your account through email)

Please check your Spam - bin if email not received



Account activation success

Your email is valid, thanks! You may now login.

Login Menu

12. Your account is activated, you can login now

LOGIN USER

Email

Password

Show password ☐ Remember me ☐

Login

[Forgot Password ?](#)

[Go Back To Home](#)

Enter your email and password to login



Login Menu ▾

Home

LANGUAGE



Login Menu

Begin to register your detail credential

LOGIN USER

Email

[Forgot Password ?](#)

13. Input your Email

Password

14. Input your Password

Show password ☐ Remember me ☐

Login

15. Click here for next step

Go Back To Home

Register as Shipper “Personal/Ecommerce”

Shipper-Consumer
“Business to Consumer, B2C”

Sign Up

Sign Up Shipper

[Register as Shipper Company](#)

User Information

Name

Multimodal door-to-door shipments

The multimodal shipment (**Shipment**) booked on the Mahyu platform between the shipper and the carrier(s) is subject to various transport terms and conditions, depending on the modes of transport and jurisdictions involved in this door-to-door shipment, the applicable terms and conditions of the carrier(s) as follows:

- any international carriage of a Shipment by air will be subject to the Montreal Convention or the Warsaw Convention, as applicable.
- any international carriage of a Shipment by road will be subject to the CMR, as applicable.
- any international carriage of a Shipment by rail will be subject to the CIM, as applicable.
- Shipments carried domestically (between specified locations within one country) are subject to the laws of that country, these Conditions, and any further applicable domestic terms and conditions of carriage.
- any warehousing activity before, during or after transportation, where not covered by the above transportation rules, will be subject to the applicable warehousing terms and conditions of relevant service provider contracted by carrier on behalf of the shipper.

[I agree to the Terms and Condition](#)

Click after you read the
term and condition

(Shipper-Consumer) Background Procedures

Sign Up

This is a process to create your record which enable us to provide better logistics services to all users.

Sign Up Shipper Form

[Register as Shipper Company](#)

Click here to become personal shipper

User Information

Name

Input your name here

16. Input your Name

Address

17. Input Address

Country

Indonesia

18. Choose your Country

Zip Code

19. Input your Zip Code

Province / State

20. This will be automatic fill based on your zip code

City / District

21. This will be automatic fill based on your zip code

Subdistrict

22. Choose your Sub-district

Pinpoint Address

23. Please locate your location in our map, use search button for help

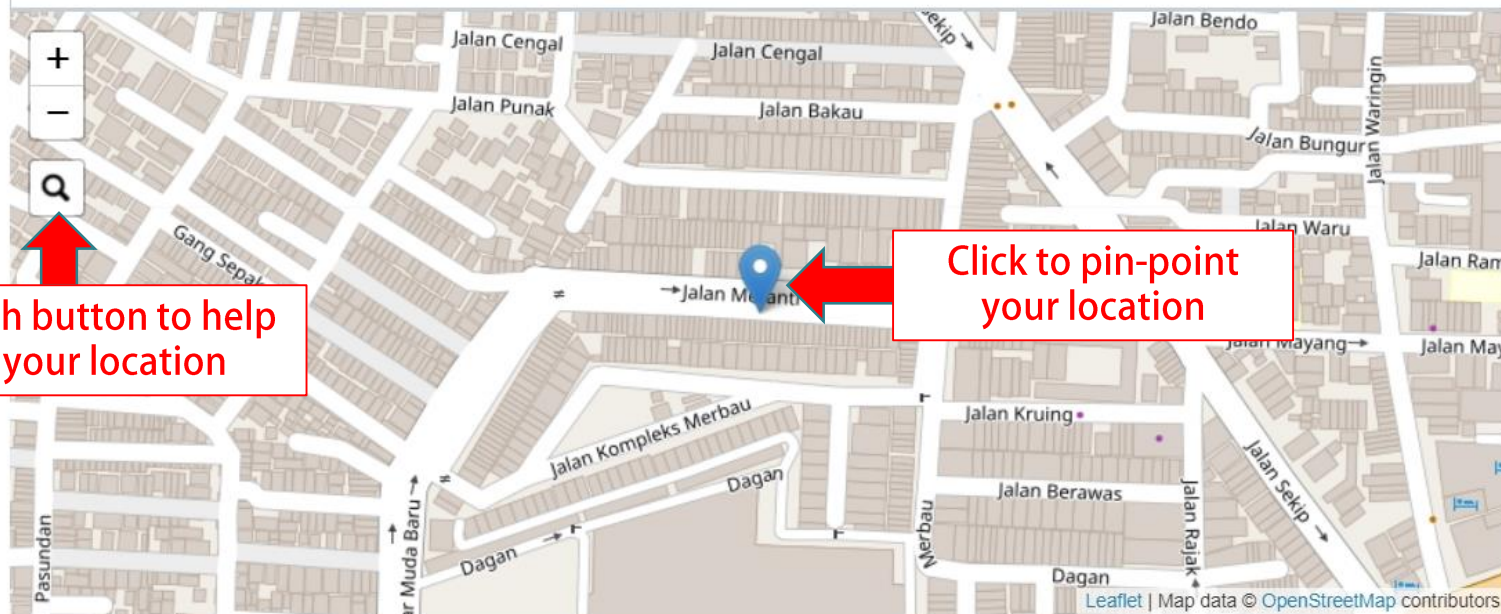
Locate Location



If you have difficulty to pin point your address, please find closest location as a reference.

This feature is to better coordination during pickup or delivery shipment.

Petisah, Medan Petisah, Medan, Sumatera Utara, 20113, Indonesia



Use search button to help locate your location

Click to pin-point your location

Close

Save changes

(Shipper-Consumer) Background Procedures

25. Input Taxpayer Identification Number (Optional)

Taxpayer Identification Number (Optional)

How much Credit Line Facility do you need? (Optional)

27. Input how much credit limit you need (Optional)

Please list 3 trade references:

Company name, Person name and Mobile number (Optional)

29. Indicate your logistics expenses the last 6 months.. (Optional)

1

Personal Identification Number (Optional)

26. Input personal Identification Number (Optional)

Preferred term of payment (Optional)

Credit Card

28. Choose preferred term of payment(Optional)

Indicate your estimated next 3 month shipments:

List expected monthly expenses (Optional)

30. Indicate your expected logistics expenses the next 6 months.. (Optional)

1

Personal ID

Choose File No file chosen

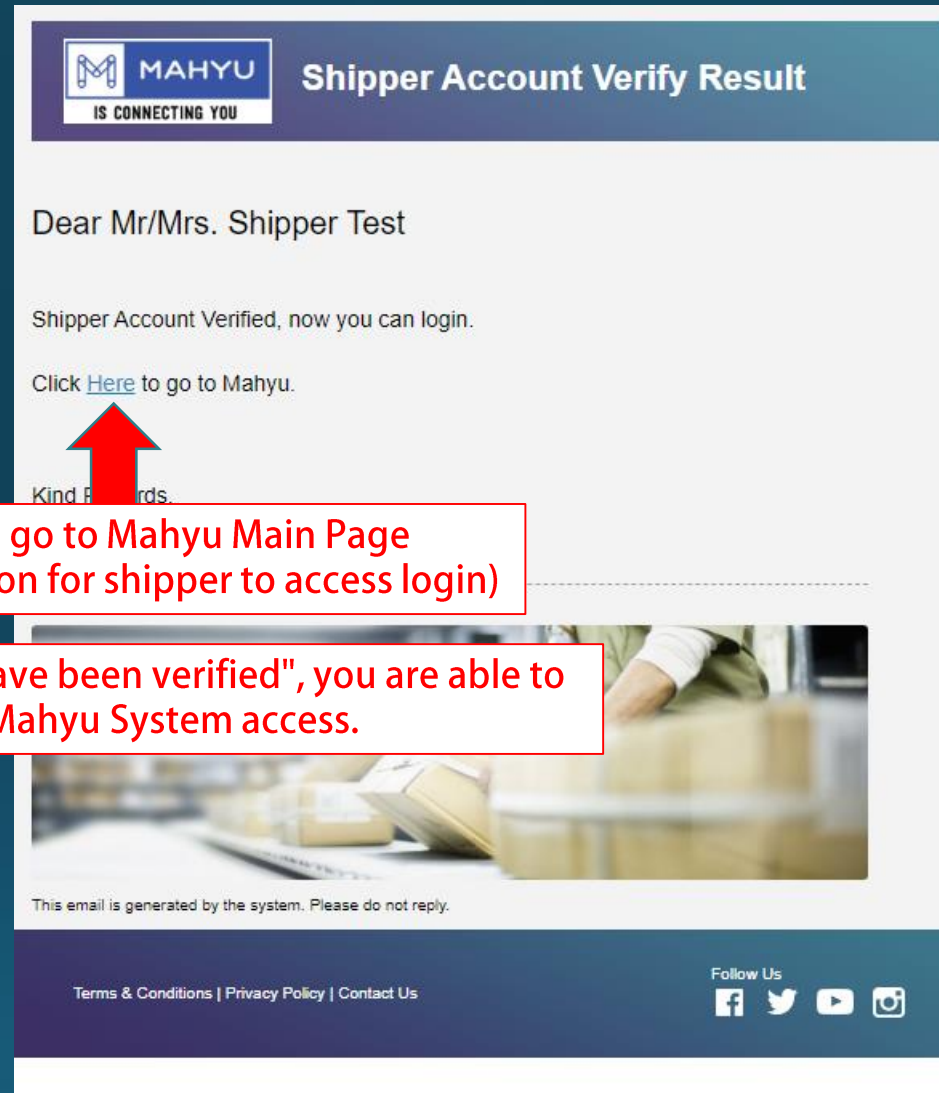
31. Click here to upload documents for personal ID in PDF file, max 2 mb

Mahyu will keep all Confidential Information and will not copy, reproduce, or make notes of, divulge to anyone or any entity outside Client, or use any of the Confidential Information for Service Provider's or another's benefit or purpose. This includes during the period of time Service Provider is rendering services to Client, and after Service Provider's contract ends.

32. After fill in the requirement click here and wait approval process notification

Register

(Shipper) Check email for verify notification



33. Click to go to Mahyu Main Page
(Email notification for shipper to access login)

"Once your data have been verified", you are able to
access Mahyu System access.